

**NPL Update:  
Student Logging Experience against Multiple Skills**

**Introduction**

The NPL application will now allow students to log a new experience item against multiple skills within a unit. This is to help simplify the logging process when an experience item (i.e. nursing a patient) can be used to meet multiple skills within the unit. Certain rules apply to this functionality, mostly to do with the state of the various skills and the dates that skills have been initiated.

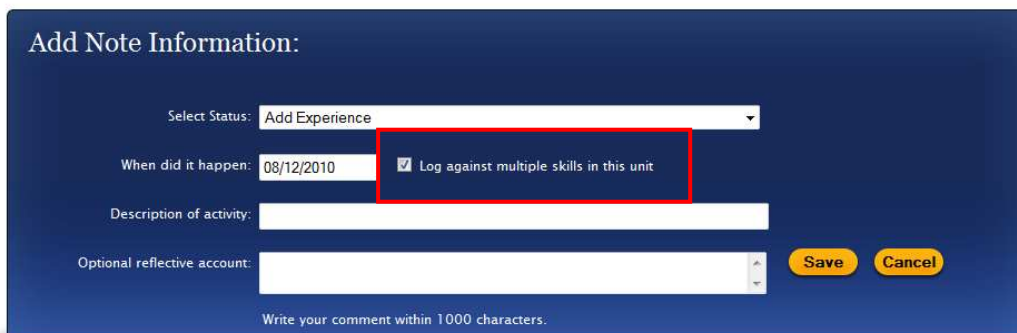
Please note that this functionality:

- is only available to students (clinical coaches cannot log multiple skills)
- only works within a specific unit.

**Procedure**




Please follow this procedure to use the new functionality:

Step	Action
1	From the 'Add New Note' screen, ensure that the Status selected is set to 'Add Experience'.
2	Select the date that the experience occurred. As soon as that date is selected, a new checkbox appears called 'Log against multiple skills in this unit'.
3	When that box is checked, any additional skills in the unit which are available to be checked appear below the originally selected skill.
4	Select any additional skills by clicking on the 'Log against this skill' checkbox.
5	Add the case identification and an optional reflective account if applicable
6	Click on the Save button. The experience will be logged against the selected skills



Please use the plus  and minus  icons below to reveal and hide previously logged experience.

 Skills listed below are available for multiple logging in this unit. Some skills may not appear if they are in the wrong state or because of date restrictions.

Unit: VN1 Understanding the operational requirements of a veterinary practice	Total Progress Logged by Student: 56
<p> 3) Complete a risk assessment for one area of the practice and instigate appropriate action</p> <p><input checked="" type="checkbox"/> Log against this skill</p>	<p>Skill activity items logged: 10</p> <p>Average Items Logged by Peers: </p> <p>NULL</p>
<p> 4) Maintain stock in the examination room</p> <p><input type="checkbox"/> Log against this skill</p> <p><a href="#">Guidance Note</a></p>	<p>Skill activity items logged: 2</p> <p>Average Items Logged by Peers: </p> <p>NULL</p>